

Datameer®

Datameer Visual Explorer

In today's business environment, your data can tell you everything you need to know. But with the amount of data growing at astronomical rates, there's also more than you can digest. Now, more than ever, the ability to explore, find, and use the right data is essential to delivering value.

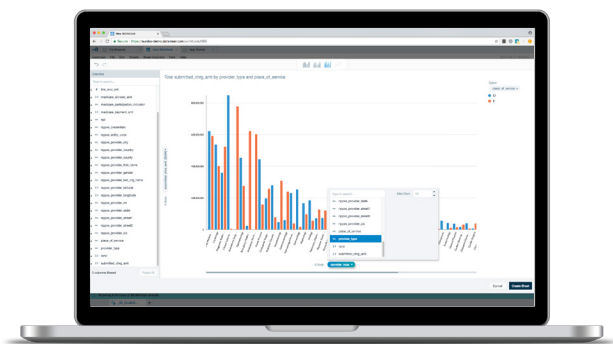
Easier said than done. Complex modeling, rigid multi-dimensional schemas, and unresponsive tools make it difficult to identify the right data, and slow down your insight processes. More importantly, this prevents the most important people in the insight process — your traditional business analysts — from turning data into real value for the business.

Datameer Visual Explorer is the world's first solution for interactive visual data exploration that bridges the last mile between analysts and the data lake. The unique technology enables unconstrained exploration on extremely large data sets in a fully visual metaphor so the everyday analyst can rapidly prepare and refine analytic datasets to their needs.

Key Features

Fully Visual Metaphor

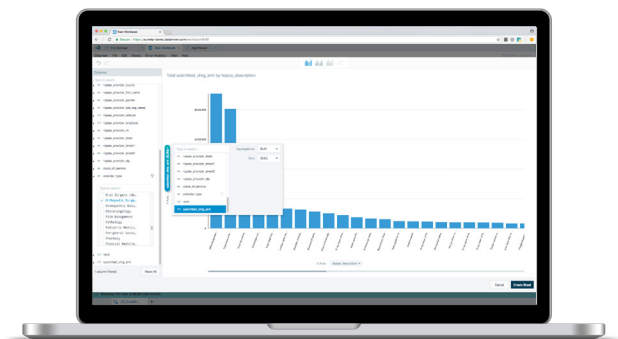
The advent of desktop data discovery tools has made the modern business analyst much more comfortable with visual approaches to data exploration. Yet, this metaphor hasn't reached the big data world to speed exploration of the large troves of data inside the data lake—until now.



Datameer's Visual Explorer makes it easy to explore, shape, and refine in a fully visual manner that any business analyst can use. Create graphs interactively, drill into sections of the data, add or adjust attributes or aggregations—with sub-second response time on millions or even billions of rows.

Unconstrained Exploration

With Visual Explorer, business analysts are no longer constrained by pre-defined models and materialized cubes, giving them the freedom to explore the data at the speed of thought. The cube-less architecture and dynamic search-based indexing allows an analyst to slice the data using any attribute, and aggregate any value in the dataset and see results instantaneously.



Responsive

Get lightning-fast response times while exploring up to billions of records using Visual Explorer without having to wait for processes that materialize cubes and pre-build indexes. Visual Explorer is extremely efficient at using high-speed indexes, requiring no pre-compute and extra storage. Visual Explorer integrates with Hadoop via YARN, making it a resource "good citizen" for multi-tenant clusters.

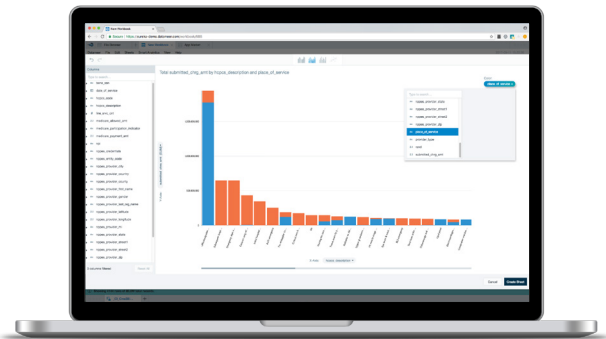
Scale and Drill to Detail

Long dataset. Wide dataset. No problems. The Visual Explorer architecture keeps going where other SQL and OLAP engines give up. Visual Explorer can work on billions of rows and hundreds of attributes with response times still in the seconds, and continues to scale out the number of concurrent threads.

Complete Data Lifecycle

Combined with the Datameer platform, Visual Explorer provides a complete data preparation, curation, governance and exploration big data platform that manages your full data lifecycle. The enterprise-grade

capabilities of Datameer provide a single platform that transforms your raw, complex data into business-ready information that eliminates duplication and copying of data, along with the accompanying wasted resources and governance problems.



Detailed Feature List

- Exploration on extremely large datasets (billions of rows)
- Cube-less/Schema-less architecture
- Dynamic index generation
- Index caching
- Integrated with Workbook experience
- Explore in any direction: drill down, up, across and back
- Drill down to granular record sets or single records
- Interactively adjust to any dimension or metric
- Best-suited automatic chart selection
- Instantaneous chart previews
- Single-click chart changes
- Automated on-chart ordering
- Automated data field hierarchy
- Attribute value filtering
- Back-out and Re-apply of exploration paths
- Display of current exploration path
- Single button creation of resulting worksheet
- Runtime server configurability
- Native Hadoop integration via YARN
- Secure Impersonation & Kerberos support

Learn More

Are you ready to explore your data at the speed of thought on the industry's first interactive visual exploration platform that can scale across even your largest data needs? Rather than bring the data lake to your analysts, bring your analysts to the data lake. Let them explore all your data at will to derive greater value from your data and solve tough analytics problems faster and easier. To learn more, please visit www.datameer.com/visualexplorer.

About Datameer

Datameer is the agile enterprise big data platform that fuels faster, trusted data-driven insights anywhere. Datameer's advanced data preparation, exploration and governance functionality makes it easy to transform big data into curated data sets to feed any analytics initiative. Using a hybrid architecture that spans on-premises and the cloud, Datameer helps organizations deliver new insights in days and operationalize them immediately, increasing the agility and responsiveness of the analytics that drive the business.